

## MRP<sup>FIRE</sup>

### RAILSYSTEM

The MRP system is designed for fire and emergency systems to connect to a vehicles tail pipe to capture virtually 100% of exhaust emissions. MRP is fully automatic, from the fan activation to the automatic nozzle release from the exiting vehicle. Accomodates up to two vehicles in tandem.

MRP features a square rail profile and an internal crab trolley that runs inside the rail. This system will only be available as a magnetic version.



### APPLICATIONS

The MRP is intended to be used for the following applications:



- To eliminate hazardous vehicle exhaust emissions with our vehicle exhaust capture and removal systems for the following segments: fire stations.

### SPECIFICATIONS

■ Physical dimensions and properties	
Material	<ul style="list-style-type: none"> <li>• rail</li> <li>• rubber seal</li> </ul>
	<ul style="list-style-type: none"> <li>• extruded aluminum 6016 T6</li> <li>• EPDM rubber with low friction material</li> </ul>
Color	silver
Rail installation length	up to 75 ft. (24 m)
■ Performance	
Airflow	up to 650 cfm (1100 m <sup>3</sup> /h)
■ Ambient conditions	
Operating temperature:	all ambient conditions allowed
Max. relative humidity	80%
Outdoor use allowed	no
■ Options and accessories	
Hose kit (upper/mid/lower)	Includes hose, hose clamps, balancer, internal crab, steel/ rubber saddle, safety disconnect handle and magnetic grabber
Mounting and hanging support	refer to price list
Fan	refer to price list
Crab return system electric	refer to price list

### ■ Where used

The Mini Rail Profile (MRP) system is an exhaust extraction system especially suitable for confined spaces for first responders, especially with low ceilings, with an extruded aluminium rail and an internal crab. The rail is installed overhead along the service bays next to the fire apparatus and is connected to an exhaust fan. The internal crab is equipped with the proven concept of lower, -mid and upper hose combined with the Magnetic Grabber and can be positioned at any service bay where extraction is needed.

### ■ Scope of supply

Rail | rubber lip | end cap (rear)\*

### ■ Order information

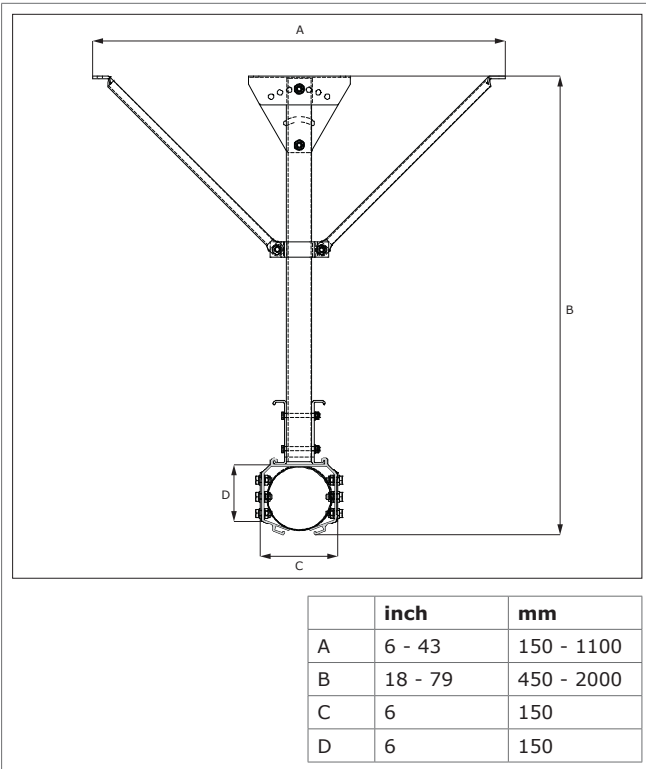
• MRP-20	• 0000005364
• MRP-25	• 0000004942
• MRP-30	• 0000004943
• MRP-35	• 0000004944
• MRP-40	• 0000004945
• MRP-45	• 0000004946
• MRP-50	• 0000004947
• MRP-70	• 0000006210
• MRP-75	• 0000006211

### ■ Shipping data

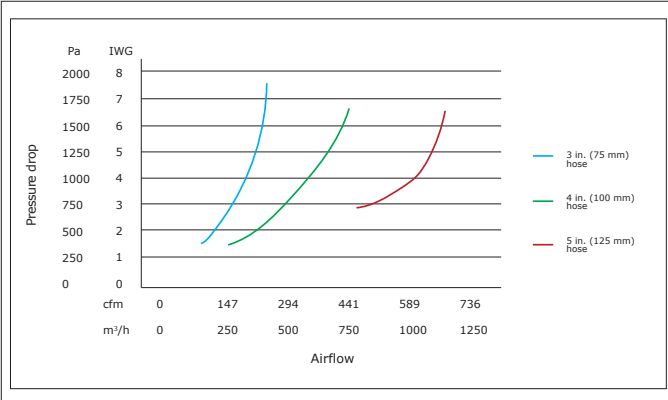
Gross weight	pending per system
Packing dimensions	pending per system
Harmonized Tariff Code	84213925

\* The exit end cap has to be ordered separately (with or without hydraulic shock)

**DIMENSIONS**

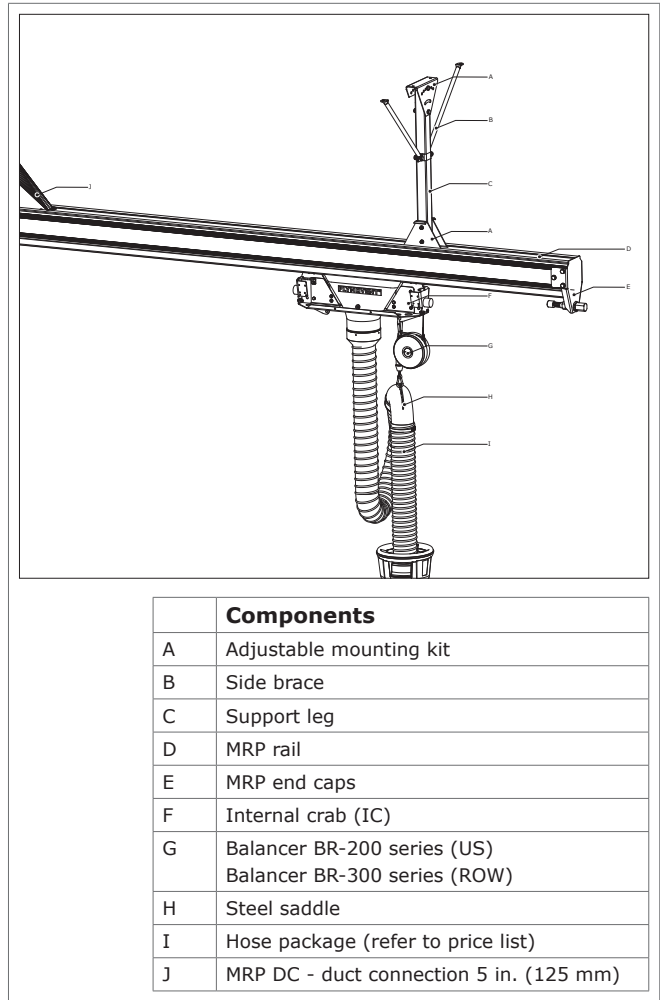


**PRESSURE LOSS**




Please note that this pressure loss chart is an indication based on the combination of duct, rail and hose. For real values, please refer to hose documentation as well as mentioned hose diameter.

**PRODUCT COMPONENTS**



**AUTHORIZED PLYMOVENT DISTRIBUTOR**



Product type	<b>MRP<sup>FIRE</sup></b>
Article no.	refer to order information
Product category	railsystems
Version	050221/A

Always check the latest version on [www.plymovent.com](http://www.plymovent.com)